

Datenblatt LX 941

Balcony Drainage

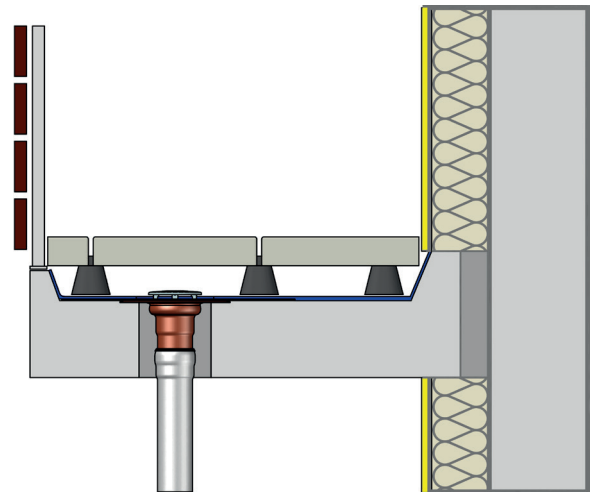
Series E, vertical runoff,
for balcony floors

Main drainage

Gravity flow

Silent

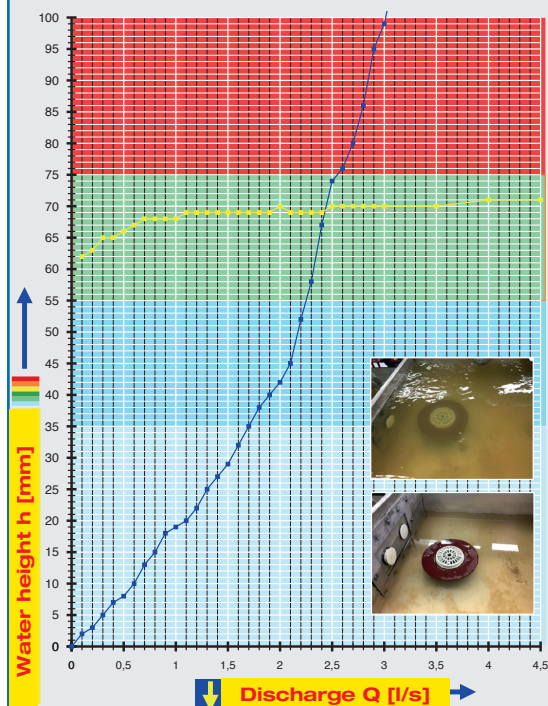
Discharge:	1.7 l/s
Water height:	35 mm
Roof penetration:	140 mm
Diameter:	DN 70
LX-Number:	LX 941
Weir height:	0 mm
Drain:	ventilated
Downpipe:	without downpipe
Downpipe height:	-
Drainage:	into ground pipe
Flange:	connecting sleeve



LX 941 Piece list

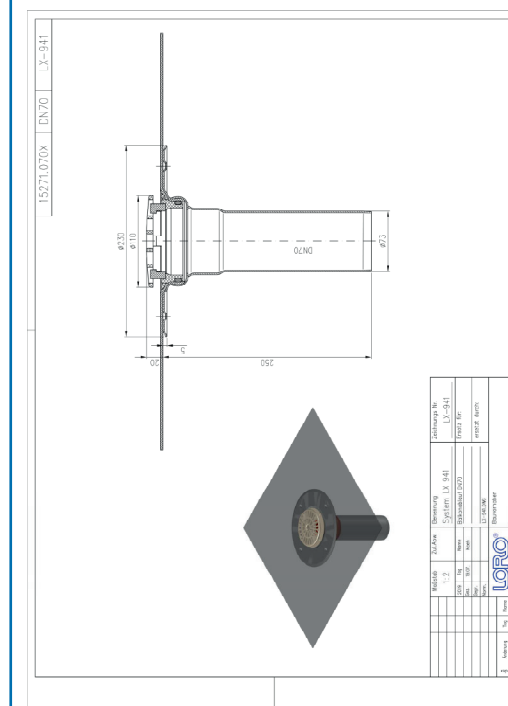
1 x Art.-No. Choose drain on page 2!

hQ - Discharge curve



System power

CAD



System shape

Water height	mm	5	10	15	20	25	30	35	40	45	50	55	60	65	70	75	80
Discharge	l/s	0,3	0,6	0,8	1,1	1,3	1,55	1,7	1,9	2,1	2,15	2,25	2,3	2,4	2,45	2,55	2,7
Silent																	

Please choose a suitable drain!

DN 70

with strainer unit for balcony floors without thermal insulation

LX941-12X

Drain Art.-No. 15271.070X

with connecting sleeve,
Series E

weight: 2.2 kg

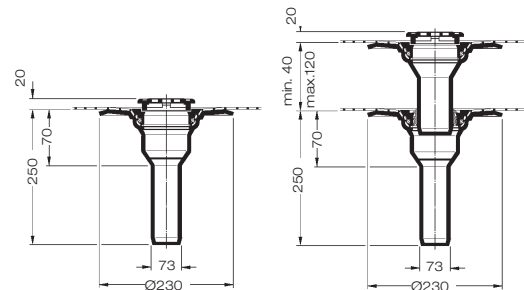
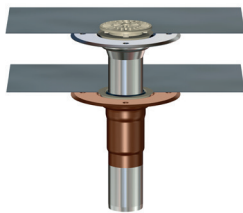


LX941-13X

Drain Art.-No. 15281.070X

with connecting sleeve,
Series E

weight: 4.1 kg



with strainer unit for balcony floors with thermal insulation

LX941-14X

Drain Art.-No. 15371.070X

with connecting sleeve,
Series E

weight: 2.4 kg



LX941-15X

Drain Art.-No. 15381.070X

with connecting sleeve,
Series E

weight: 4.3 kg

